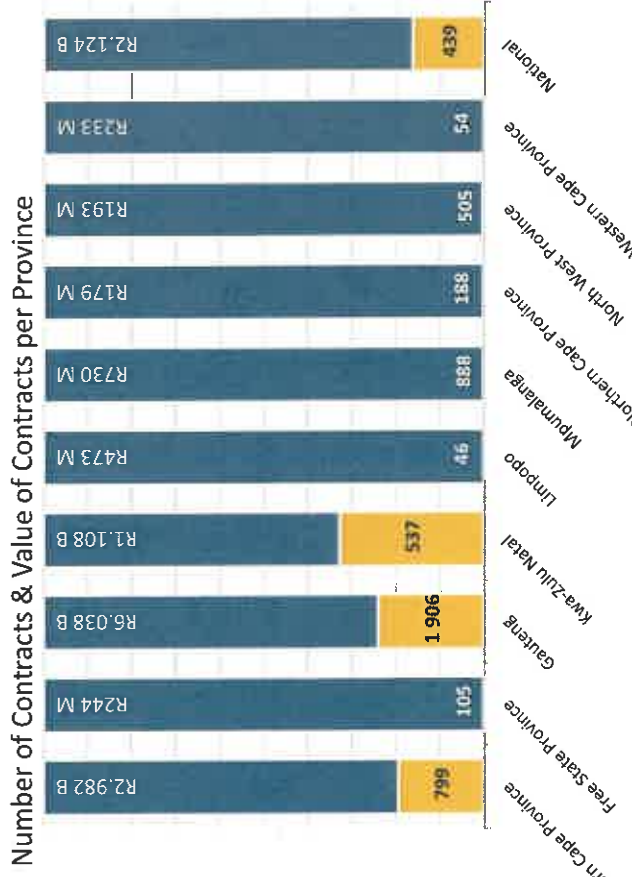


PPE INVESTIGATIONS

Number of Contracts : 5 467



	R14 303 534 105	Contracts Under Investigation	386	NPA	R34 266 462	Value of Actual Money Recovered
	R2 101 726 074	Civil Litigation	330	Administrative	R114 203 509	Value of Potential Loss Prevented
	227	Disciplinary & Executive Action	R551 542 405	Value of Potential Money to be Recovered	R170 413 350	Value of Contracts Set Aside




Tier of Government



Investigation Status



Irregularities Identified

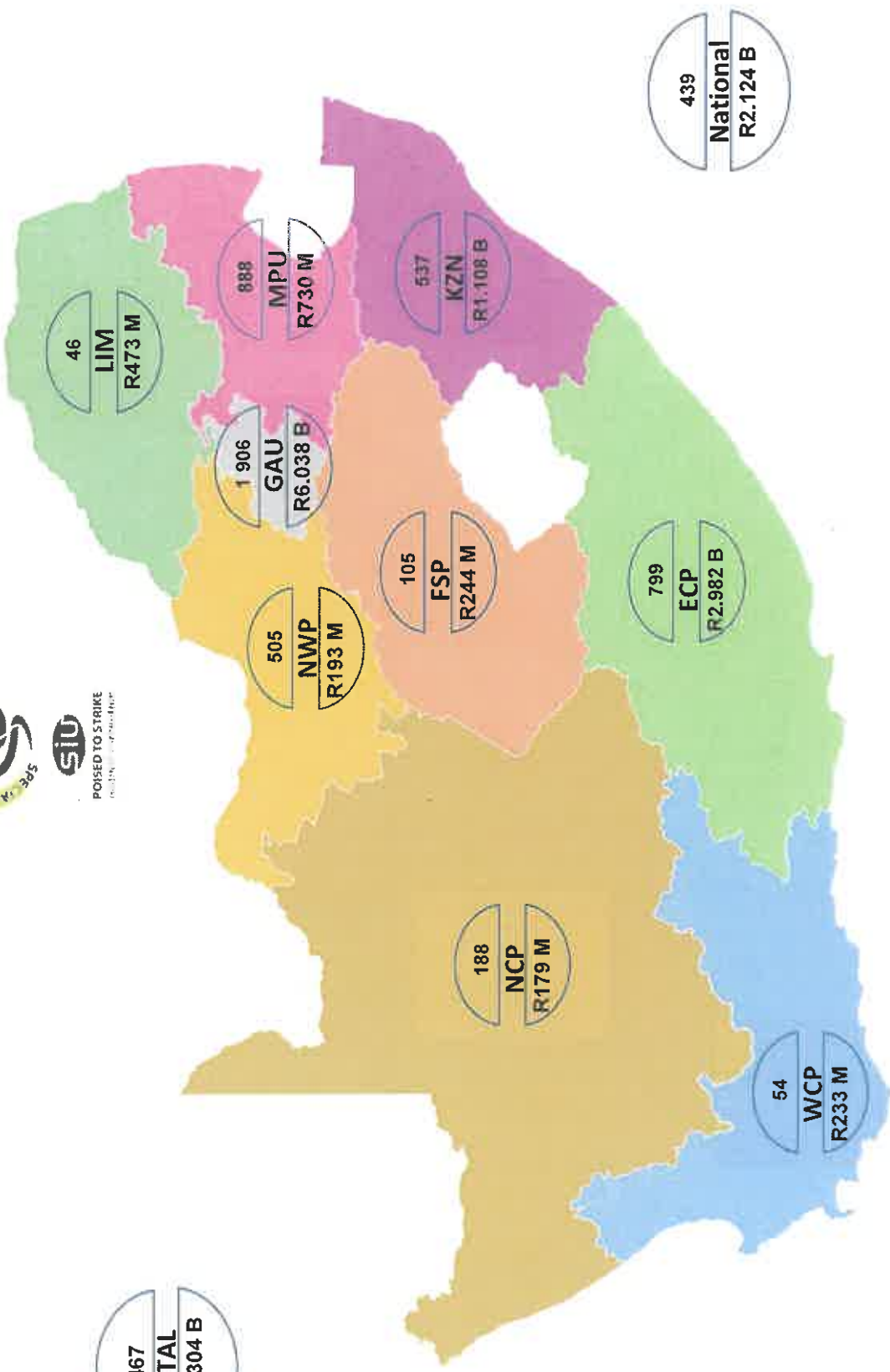


PPE INVESTIGATIONS

Number of Contracts : **5 467**



5467
TOTAL
R14.304 B



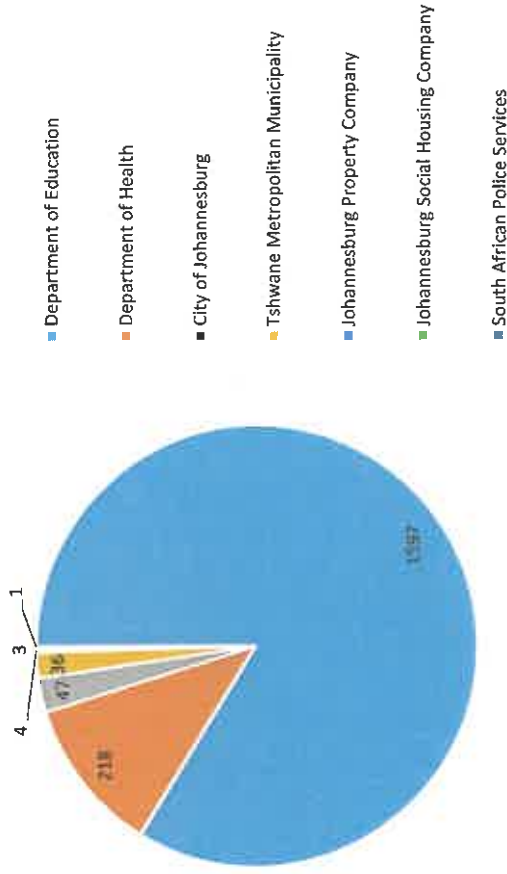
LEGEND:

Contracts
Province
Contracts
Value



	R24 630 270	Value of Actual Money Recovered
	R99 631 842	Value of Potential Loss Prevented
	R139 000 000	Value of Contracts Set Aside
	R6 037 901 185	Contracts Under Investigation
	R1 487 299 709	Civil Litigation
	38	Disciplinary & Executive Action
	R453 596 522	Value of Potential Money to be Recovered
	63	NPA
	89	Administrative

Top Departments Under Investigations




Tier of Government



Investigation Status



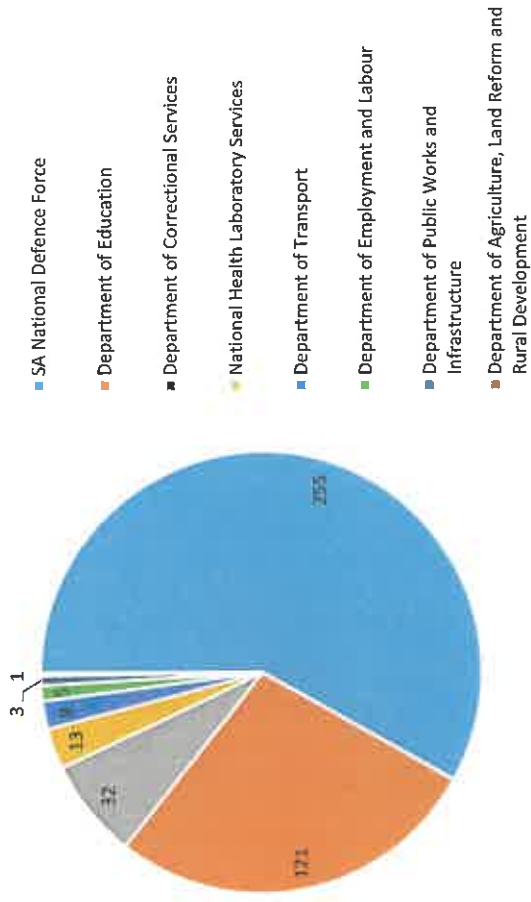
Irregularities Identified





	R2 123 999 231	Contracts Under Investigation		60	NPA		R0	Value of Actual Money Recovered
	R513 542 175	Civil Litigation		8	Administrative		R0	Value of Potential Loss Prevented
	53	Disciplinary & Executive Action		R0	Value of Potential Money to be Recovered		R0	Value of Contracts Set Aside

Top Departments Under Investigations



Tier of Government








Investigation Status



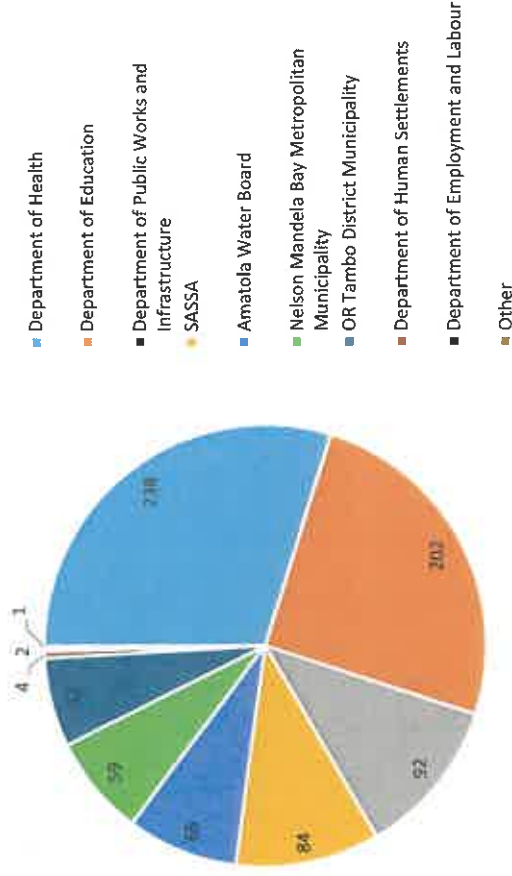
Irregularities Identified





	R2 981 878 975	Contracts Under Investigation	34	NPA		R41 685	Value of Actual Money Recovered
	R17 833 026	Civil Litigation	0	Administrative		R4 857 600	Value of Potential Loss Prevented
	23	Disciplinary & Executive Action	R14 310 742	Value of Potential Money to be Recovered		R15 006 350	Value of Contracts Set Aside

Top Departments Under Investigations



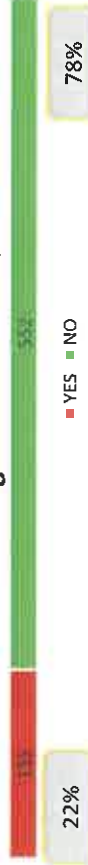
Tier of Government



Investigation Status



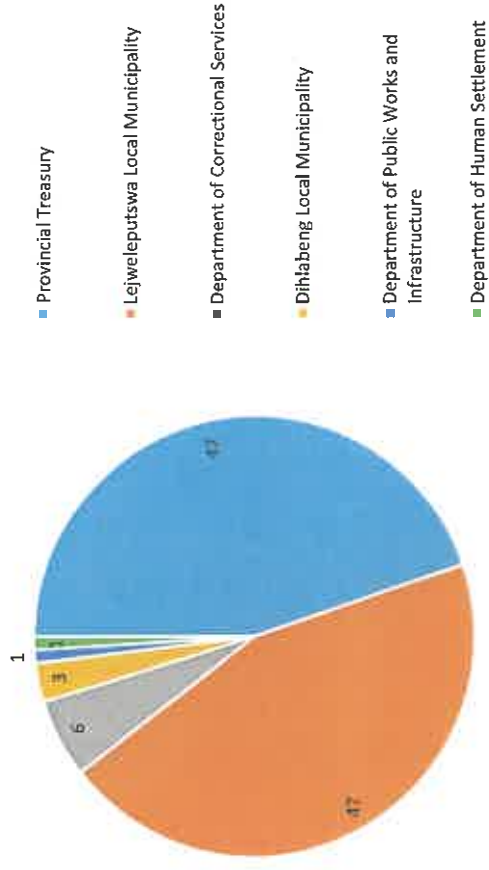
Irregularities Identified






	R243 994 739	Contracts Under Investigation		R0	Value of Actual Money Recovered
	R39 000 000	Civil Litigation		R0	Value of Potential Loss Prevented
	2	Disciplinary & Executive Action		R0	Value of Contracts Set Aside
	R39 150 739	Value of Potential Money to be Recovered		R0	Value of Money Recovered


Top Departments Under Investigations



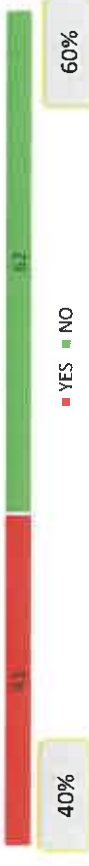
Tier of Government



Investigation Status



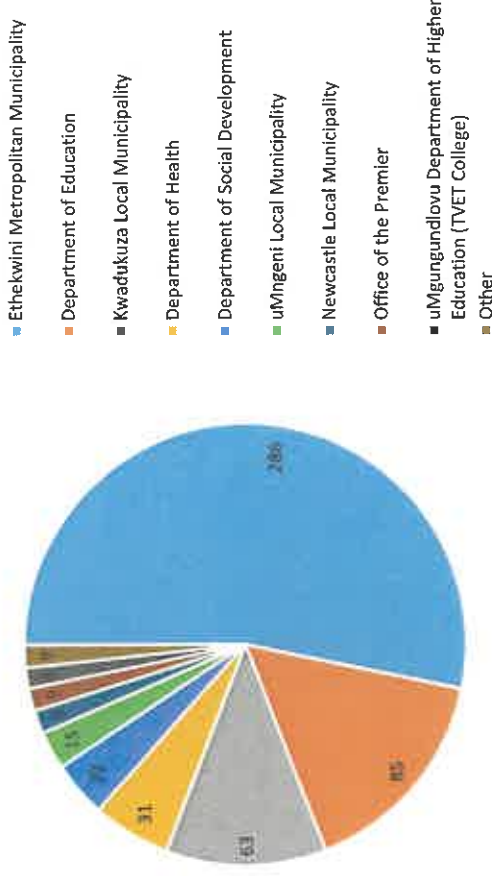
Irregularities Identified





	R1 108 356 728	Contracts Under Investigation		76	NPA		R8 974 790	Value of Actual Money Recovered
	R34 004 249	Civil Litigation		67	Administrative		R0	Value of Potential Loss Prevented
	29	Disciplinary & Executive Action		R14 546 416	Value of Potential Money to be Recovered		R16 407 000	Value of Contracts Set Aside

Top Departments Under Investigations



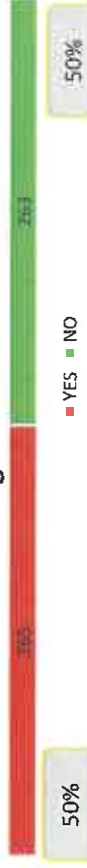
Tier of Government



Investigation Status



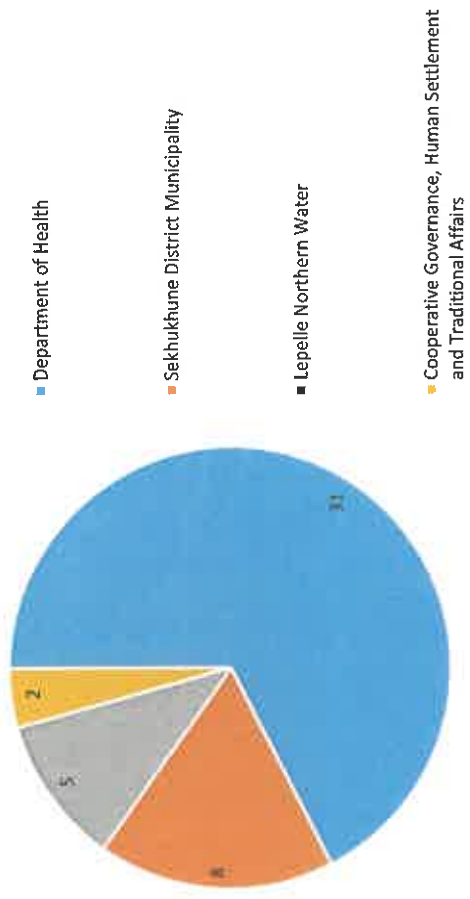
Irregularities Identified





	R472 924 020		R0		32
Contracts Under Investigation	Civil Litigation	Disciplinary & Executive Action			
	14		40		R12 836 486
NPA	Administrative	Value of Potential Money to be Recovered			
	R22 193		R0		R0
Value of Actual Money Recovered	Value of Potential Loss Prevented	Value of Contracts Set Aside			

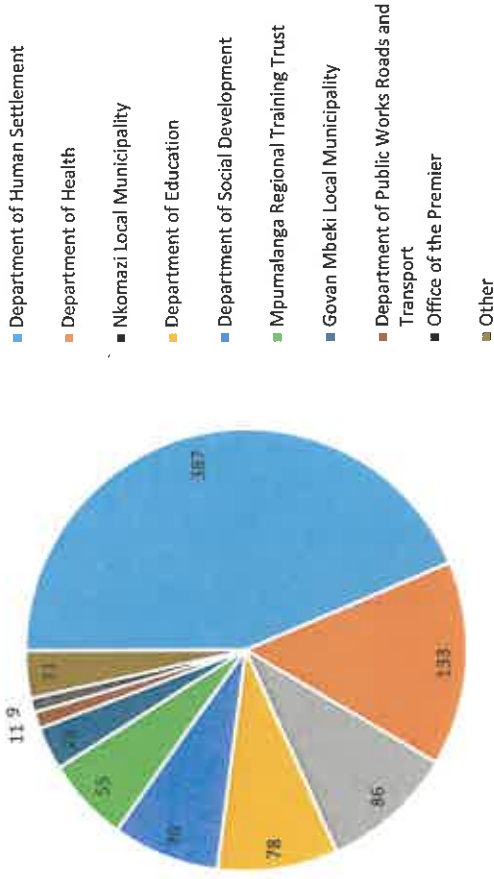
Top Departments Under Investigations






	R729 666 853	4	NPA	4	R15 913 560	27	R0	R0	R549 085
Contracts Under Investigation			Administrative	Value of Potential Money to be Recovered	Disciplinary & Executive Action	Civil Litigation	Value of Potential Loss Prevented	Value of Actual Money Recovered	Value of Contracts Set Aside
	R0	0	Administrative	0	0	0	R9 714 067	R0	0
									
									
									

Top Departments Under Investigations




Tier of Government



Investigation Status



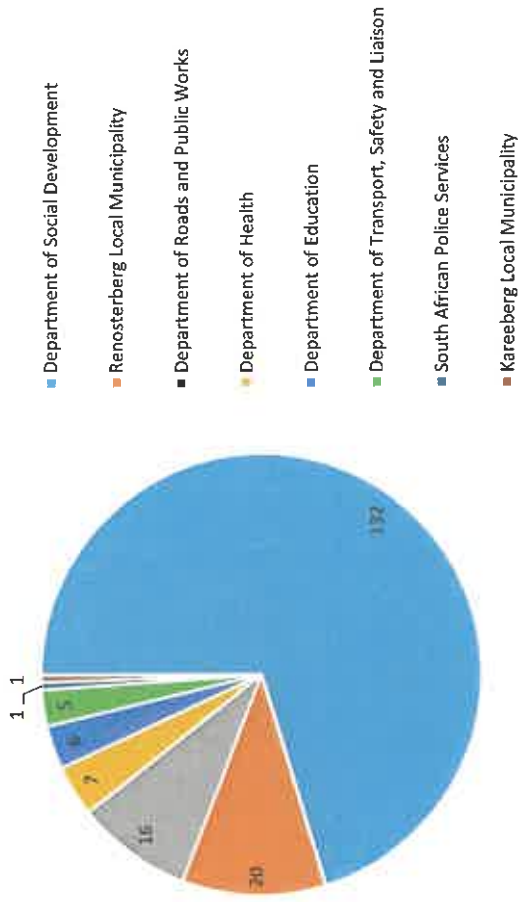
Irregularities Identified





	R178 895 124		R0		8		0		R0
Contracts Under Investigation	Civil Litigation	Disciplinary & Executive Action	Administrative	Administrative	Administrative	NPA	Value of Potential Money Recovered	Value of Actual Money Recovered	Value of Potential Loss Prevented
							R0	R0	R0
							Value of Potential Contracts Set Aside		

Top Departments Under Investigations



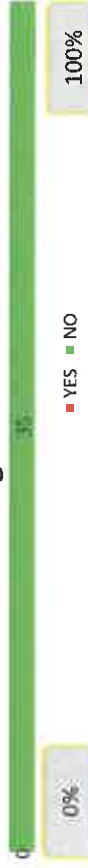
Tier of Government



Investigation Status



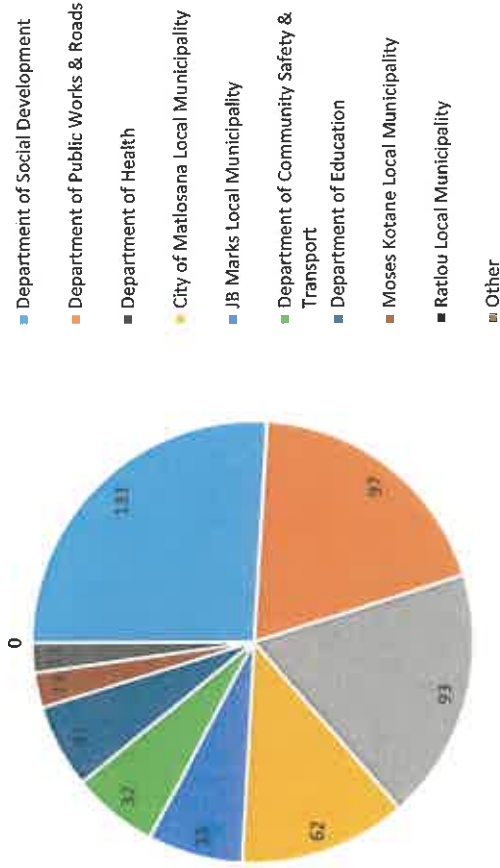
Irregularities Identified





	R193 066 493	Contracts Under Investigation	3	NPA	Value of Actual Money Recovered	R48 439
	R5 996 537	Civil Litigation	1	Administrative	Value of Potential Loss Prevented	R0
	15	Disciplinary & Executive Action			Value of Potential Money to be Recovered	R0

Top Departments Under Investigations




Tier of Government



Investigation Status



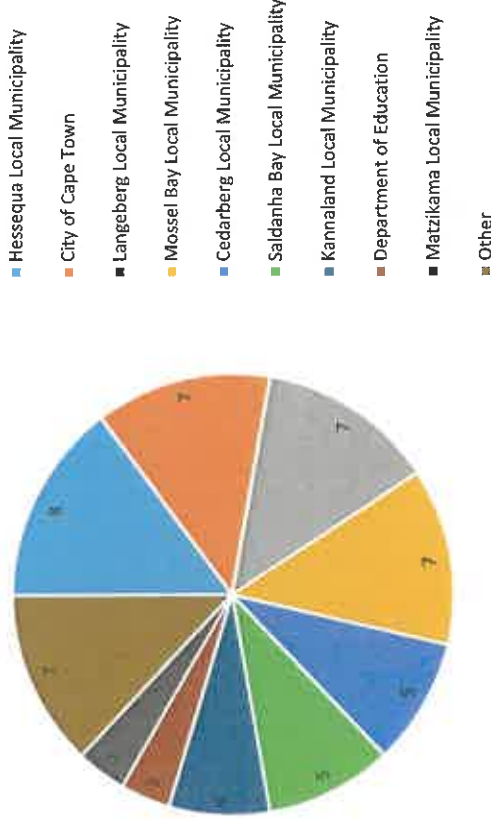
Irregularities Identified





	R232 850 758	Contracts Under Investigation	11 NPA		11 NPA	R0	Value of Actual Money Recovered
	R4 050 378	Civil Litigation	3 Administrative		3 Administrative	R0	Value of Potential Loss Prevented
	6	Disciplinary & Executive Action	R80 000 Value of Potential Money to be Recovered		6 Disciplinary & Executive Action	R0	Value of Contracts Set Aside

Top Departments Under Investigations



Tier of Government



Investigation Status



Irregularities Identified

